




1. Wyszukaj i pokoloruj literę „W , w”. Narysuj 5 przedmiotów, których nazwy rozpoczynają się na głoskę „w”.























2. Pokoloruj wiosenne kwiaty według kodu.



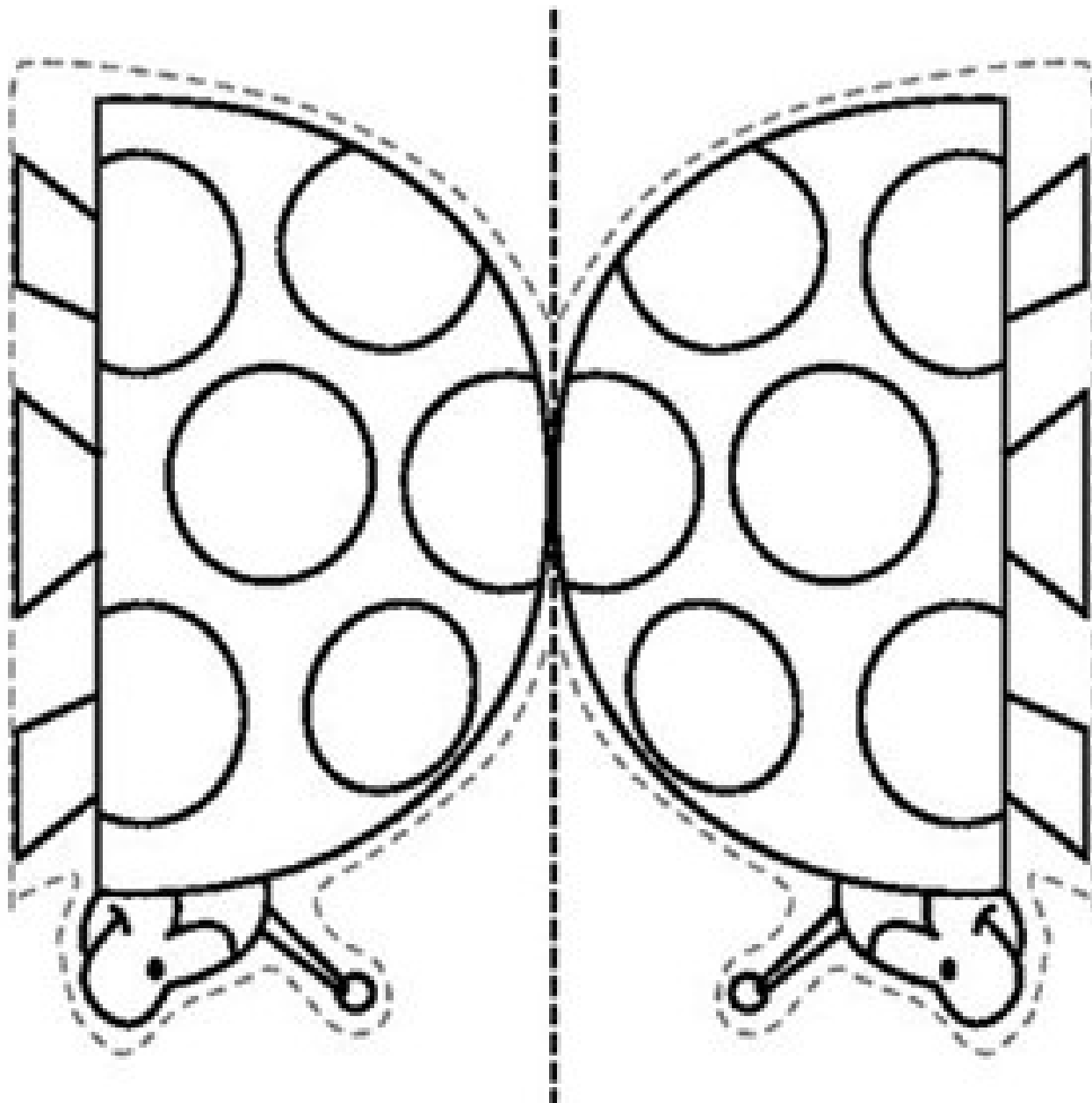
3. Połącz kwiaty z ich cieniami. Ile jest wszystkich kwiatów?



4. Policz ile jest kropek w obu kwadratach i wpisz właściwą liczbę.

 +  =	 +  =
 +  =	 +  =
 +  =	 +  =
 +  =	 +  =
 +  =	 +  =






5. Pokoloruj biedronkę właściwymi kolorami. Wycinaj i zegnij w odpowiednim miejscu. Policz ile kropek ma biedronka i zrób tyle podskoków ile naliczyłeś kropek.


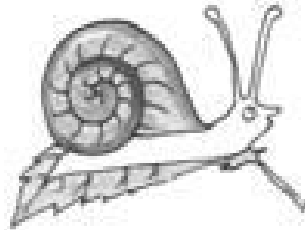






**1** Obejrzyj ilustracje pod ramką. Wytnij wyrazy z ramki i naklej w odpowiednich miejscach pod rysunkami.

baran	jeleń	kangur	kogut
kura	motyl	karp	kurczak
bocian	kaczka	zebra	komar





sta

mły

ple

tek

sto

tek

bra

mak

tek

mło

cak

glo

pło

śli

lik

tek

nek

bus